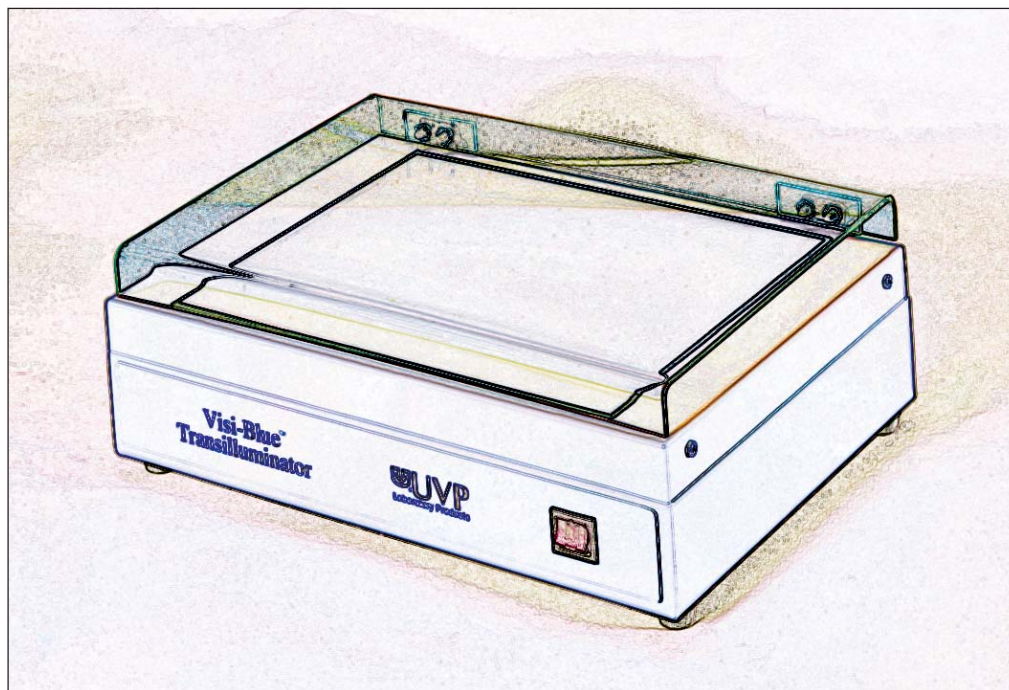


Visi-Blue Transilluminators

Operating Instructions



IMPORTANT: Please read these instructions before operating your UVP Transilluminator to familiarize yourself with its operation.

Introduction

The Visi-Blue™ Transilluminators easily convert existing 365nm UV to 480nm blue light emitting no harmful UV energy. Visi-Blue Transilluminators are designed for use with GelStar®, GFP, SYBR® green, Vistra Green, SYPRO® Orange and Ethidium Bromide stains. As compared to UV, the blue light can transmit through almost any transparent (plastic, glass, acrylic, etc.) laboratory equipment. This is essential when monitoring and detecting DNA migration and Protein expression in “real time.” When used in imaging applications, use the proper photographic filter to eliminate/reduce the background. The amber colored protective cover blocks blue light transmission and allows visualization of all media above 500nm.

Important Safety Information

A word of caution: Visi-Blue Transilluminators are equipped with ultraviolet tubes which are powerful sources of 365nm (blacklight/longwave) UV radiation. When inspecting or replacing 365nm UV tubes, it is **IMPORTANT** that UV Blocking Eyewear (faceshield recommended) is worn to avoid unprotected eye and face exposure.



Dimensions and Specifications

The dimensions of the Visi-Blue Transilluminators are:

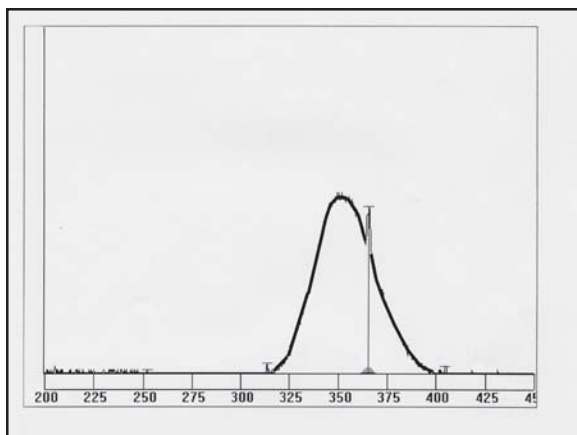
VB-26: Width 9.5" (241mm), Depth 13.25" (337mm), Height: 4.75" (121mm) Height includes cover

VB-40: Width 13." (241mm), Depth 13.25" (337mm), Height: 5.63" (121mm) Height includes cover

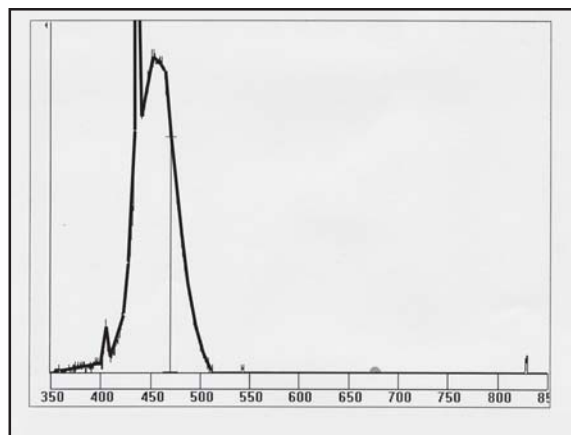
Model	Part Number	Wave-length	Volt/Hz/Amp	Filter Size	Number of Tubes	Intensity Style
VB-26	95-0326-01	480nm	115V/60Hz/0.70A	21 x 26 cm	4 x 8W	Single
VB-26	95-0326-02	480nm	230V/50Hz/0.75A	21 x 26 cm	4 x 8W	Single
VB-26	95-0326-03	480nm	100V/50-60Hz/0.80A	21 x 26 cm	4 x 8W	Single
VB-40	95-0327-01	480nm	115V/60Hz/0.70A	20 x 40 cm	4 x 25W	Single
VB-40	95-0327-02	480nm	230V/50Hz/0.75A	20 x 40 cm	4 x 25W	Single
VB-40	95-0327-03	480nm	100V/50-60Hz/0.80A	20 x 40 cm	4 x 25W	Single

Operation

1. Place the transilluminator on a level work surface. Be sure that an air space exists around the bottom of the unit and the work surface. This space allows for the proper air circulation through the unit.
2. Plug the female end of the power cord into the transilluminator. For 230V models, or those requiring special power cord connectors, ensure the proper configuration of male connector or plug has been properly connected to the power cord.
3. Plug the male end of the power cord into a properly grounded electrical outlet. The proper voltage of the transilluminator is found on the product information label.
4. The Visi-Blue Transilluminator is equipped with an amber protective cover to protect the filter surface from damage. The cover can be adjusted to various angles to suit the researcher's needs. The cover is reversible and can open away from the researcher by removing the four screws (two on both ends of the transilluminator) and rotating the transilluminator top 180°.
5. Place gel/sample on the filter area. Gels may be placed on a UVP Gel-Tray (see Section 5.3 for accessory part numbers) which protects the filter surface from cuts and scratches. It is recommended that gloves be worn to avoid contact with gel and staining agents.
6. Press the ON/OFF switch to ON. The UV tubes within the unit should be glowing beneath the filter after a momentary flickering during the start-up period.
7. After viewing/photographing the sample, turn the unit off.



Intensity of 365nm tubes without the Visi-Blue conversion filter.



Visi-Blue conversion filter converts 365nm to 480nm providing high intensity output.

Maintenance, Repair and Technical Assistance

UVP offers technical support for all of its products. If you have any questions about the product's use, operation or repair, please call or fax UVP Customer Service in the US at (800) 452-6788 or (909) 946-3197, Fax: (909) 946-3597; In Europe/UK: +44(0)1223-420022; Fax: +44(0)1223-420561.

Note: A Returned Goods Authorization (RGA) number must be obtained from UVP Customer Service before returning any product.

ALWAYS DISCONNECT THE TRANSILLUMINATOR FROM THE ELECTRICAL POWER PRIOR TO CLEANING OR REPLACING TUBES.

Changing the Replacement Tubes

1. Disconnect the transilluminator from the electrical supply.
2. Remove amber protective cover by sliding hinges out of the filter cover.
3. A Phillips head screwdriver is required to remove the filter cover.
4. Carefully twist the UV tubes from their sockets.
5. Fit with the proper replacement tubes (refer to Section 5.3 for ordering information).
6. Replace filter cover and amber protective cover.

Cleaning the Transilluminator

The surfaces and filter areas of the transilluminator should be cleaned with water, soap, and a sponge or cloth towel. Never use abrasive cleaners, solvent-based cleaners or scouring pads (can damage the UV filter surface or cover). Always disconnect the transilluminator from the electrical power prior to cleaning.

Replacement Parts and Accessories

For replacement parts or components not shown here, call UVP Customer Service or place of purchase. Please have the transilluminator model number available when you call.

Replacement Parts		Accessories	
Part Number	Description	Part Number	Description
34-0060-01	Tube, 25 watt, 365nm BL for VB-40	85-0002-01	Gel-Cutter
34-0031-01	Tube, 8 watt, 365nm BL for VB-26	85-0006-01	Gel-Scooper
38-0214-01	Filter Assembly for VB-26	85-0005-01	Gel-Tray, UV Transmitting, Large
38-0215-01	Filter Assembly for VB-40	85-0003-01	Gel-Ruler, UV Fluorescing
19-0170-01	Amber Protective Cover for VB-26	98-0002-01	Spectacles, UV Blocking
19-0171-01	Amber Protective Cover for VB-40	98-0002-02	Goggles, UV Blocking
22-0084-01	Hinges for Amber Protective Cover (2 required)	98-0002-04	Faceshield, UV Blocking
		38-0240-01	Spectacles, Orange Protective

NOTE: When ordering replacement tubes, refer to "Number of Tubes" required which can be found under Specifications on page 2.

Warranty

UVP's quality transilluminators are guaranteed to be free of defects in materials, workmanship and manufacture for two (2) years from the date of purchase. Consumable and disposable parts including, but not limited to bottles, tubes and filters, are guaranteed to be free from defects in manufacture and materials for ninety (90) days from date of purchase. If equipment failure or malfunction occurs during the warranty period, UVP shall examine the inoperative equipment and have the option of repairing or replacing any part(s) which, in the judgment of UVP, were originally defective or became so under conditions of normal usage and service.

No warranty shall apply to any instrument, or part thereof, that has been subject to accident, negligence, alteration, abuse or misuse by the end-user. Moreover, UVP makes no warranties whatsoever with respect to parts not supplied by UVP or that have been installed, used and/or serviced other than in strict compliance with the instructions appearing in the operational manual supplied to the end-user.

In no event shall UVP be responsible to the end-user for any incidental or consequential damages, whether foreseeable or not, including, but not limited to property damage, inability to use equipment, lost business, lost profits, or inconvenience arising out of or connected with the use of instruments produced by UVP. Nor is UVP liable or responsible for any personal injuries occurring as a result of the use, installation and/or servicing of equipment. This warranty does not supersede any statutory rights that may be available in certain countries.

UVP ... A History of Quality Products for the Researcher Since 1932

From its start in 1932, UVP has become a story of growth and value fulfillment. Today, UVP services the needs of science, industry and education throughout the world. A special significance of UVP research and development arises from our constant communication with customers. UVP invites your comments toward the improvement of UVP products or development of custom types of ultraviolet light sources. UVP will work with you through development and production of a product that meets your specific needs. From all of us at UVP, Thank You.

Other quality products from UVP ...

Ultraviolet lamps and light sources, UV Lamps, Display Lamps, UV Crosslinkers, UV Translinker, Chromato-Vue Viewing Cabinets, PCR Workstation, Hybridization Ovens, Gel Documentation/Image Analysis Systems, UV Intensity Meters, Gel Tools



Web site: www.uvp.com

Corporate Headquarters: UVP, LLC 2066 W. 11th Street, Upland CA 91786

Tel: (800) 452-6788 or (909) 946-3197 • **Fax:** (909) 946-3597

European Sales Operations: Ultra-Violet Products Ltd

Unit 1, Trinity Hall Estate, Nuffield Road, Cambridge, CB4 1TG UK

Tel: +44(0)1223-420022 • **Fax:** +44(0)1223-420561

Visi-Blue is a trademark of UVP, LLC. All other trademarks are recognized as owned by their respective companies.